


<b>BONDADA ENGINEERING LIMITED</b>			
<b>(Formerly known as BONDADA ENGINEERING PRIVATE LIMITED)</b>			
<b>Statement of Unaudited Consolidated Assets and Liabilities as at 30th Sep'2025</b>			
<b>(All amounts are in INR lakhs, except share and per share data and where otherwise stated)</b>			
Particulars	30-Sep-25 Unaudited	31-Mar-25 Unaudited (Ref Note 3)	1-Apr-24 Unaudited (Ref Note 3)
<b>I ASSETS</b>			
<b>Non-Current Assets</b>			
(a) Property, Plant and Equipment	10,816.57	9,958.52	3,979.51
(b) Capital Work-in-Progress	90.56	126.03	221.19
(c) Investment Property	-	-	-
(d) Goodwill on Consolidation	1,554.35	1,554.35	30.06
(e) Other Intangible Assets	57.75	3.47	29.92
(f) Intangible Asset under Development	149.83	146.53	12.81
(g) Right of Use Assets	1,215.23	1,012.94	732.46
(h) Financial Assets			
(i) Investments	607.20	675.00	150.00
(ii) Loans	-	-	-
(iii) Other Bank Balances	3,361.55	5,363.78	893.80
(iv) Other Financial Assets	1,337.39	1,148.57	414.10
(i) Deferred tax Assets (Net)	250.06	209.13	96.74
(j) Other Non-Current Assets	110.62	237.31	697.03
<b>Total Non - Current Assets</b>	<b>19,551.11</b>	<b>20,435.63</b>	<b>7,257.63</b>
<b>Current Assets</b>			
(a) Inventories	34,851.08	20,102.12	13,753.97
(b) Financial Assets			
(i) Investments	355.70	331.40	24.76
(ii) Trade Receivables	71,123.10	53,525.40	21,336.89
(iii) Cash and Cash Equivalents	4,321.60	1,490.01	1,428.48
(iv) Other Bank Balances	4,828.89	2,579.49	2,703.60
(v) Other Financial Assets	514.50	329.76	170.66
(c) Current Tax Asset (Net)	220.02	133.19	-
(d) Other Current Assets	13,166.30	20,979.66	5,119.05
<b>Total Current Assets</b>	<b>1,29,381.19</b>	<b>99,471.03</b>	<b>44,537.40</b>
<b>Total Assets</b>	<b>1,48,932.30</b>	<b>1,19,906.66</b>	<b>51,795.03</b>
<b>II EQUITY AND LIABILITIES</b>			
<b>Equity</b>			
(a) Equity Share Capital	2,231.87	2,196.53	2,160.21
(b) Other Equity	55,517.31	42,395.97	13,948.94
(c) Non-Controlling Interests	3,302.58	3,021.51	559.07
<b>Total Equity</b>	<b>61,051.76</b>	<b>47,614.01</b>	<b>16,668.22</b>
<b>LIABILITIES</b>			
<b>Non-Current Liabilities</b>			
(a) Financial Liabilities			
(i) Borrowings	1,492.25	1,493.96	1,498.50
(ii) Lease Liability	970.10	875.26	553.96
(iii) Other Financial Liabilities	-	-	-
(b) Provisions	523.41	198.23	87.41
(c) Deferred tax liabilities (Net)	45.07	23.18	2.45
(d) Other Non-Current Liabilities	0.00	0.00	0.35
<b>Total Non - Current Liabilities</b>	<b>3,030.83</b>	<b>2,590.63</b>	<b>2,142.67</b>
<b>Current Liabilities</b>			
(a) Financial Liabilities			
(i) Borrowings	20,640.76	16,656.20	5,750.55
(ii) Lease Liability	330.70	201.40	210.65
(iii) Trade Payables			
- MSME	1,258.54	1,012.47	236.47
- Other than MSME	37,827.10	22,168.62	15,446.35
(iv) Other Financial Liabilities	8,099.71	11,561.56	3,426.71
(b) Other Current Liabilities	15,012.86	17,137.35	7,361.11
(c) Provisions	316.50	266.51	93.55
(d) Current Tax Liabilities (Net)	1,363.54	697.92	458.76
<b>Total Current Liabilities</b>	<b>84,849.71</b>	<b>69,702.02</b>	<b>32,984.16</b>
<b>Total Liabilities</b>	<b>87,880.54</b>	<b>72,292.65</b>	<b>35,126.83</b>
<b>Total Equity and Liabilities</b>	<b>1,48,932.30</b>	<b>1,19,906.66</b>	<b>51,795.03</b>



Handwritten signatures of two individuals.



**BONDADA ENGINEERING LIMITED**


Unaudited Consolidated Statement of Profit and Loss for Period ended 30th Sep'2025

(All amounts are in INR lakhs, except share and per share data and where otherwise stated)



Particulars	Period ended			Year ended
	30-Sep-2025 (Apr'25 - Sep'25) Unaudited	30-Sep-2024 (Apr'24 - Sep'24) Unaudited <i>(Ref Note 3)</i>	31-Mar-2025 (Oct'24 - Mar'25) Unaudited <i>(Ref Note 3)</i>	31-Mar-2025 (Apr'24 - Mar'25) Unaudited <i>(Ref Note 3)</i>
	<b>INCOME</b>			
I Revenue From Operations	1,21,667.22	48,059.96	1,09,035.72	1,57,095.68
II Other Income	371.89	650.54	267.44	917.97
III <b>TOTAL INCOME (I+II)</b>	<b>1,22,039.11</b>	<b>48,710.50</b>	<b>1,09,303.16</b>	<b>1,58,013.66</b>
<b>EXPENSES</b>				
IV <b>Manufacturing and operating expenses</b>				
Cost of material consumed	85,423.34	21,283.26	62,043.08	83,326.34
Changes in Inventories of Finished Goods, Work-in-Progress	(12,520.03)	205.00	(5,426.30)	(5,221.31)
Operating Expenses	29,805.28	19,058.23	36,030.35	55,088.58
Employee Benefits Expenses	2,517.84	1,466.31	1,949.20	3,415.51
Finance Costs	1,751.29	552.86	1,548.66	2,101.52
Depreciation and amortization expense	458.67	254.41	401.97	656.38
Other Expenses	2,137.34	977.46	2,434.67	3,412.13
<b>Total Expenses</b>	<b>1,09,573.73</b>	<b>43,797.53</b>	<b>98,981.63</b>	<b>1,42,779.15</b>
V <b>Profit/(loss) before exceptional items and tax (III-IV)</b>	12,465.38	4,912.97	10,321.53	15,234.51
VI <b>Exceptional Items before tax</b>	-	-	-	-
VII Exceptional items (net of tax)	-	-	-	-
VIII <b>Profit before tax(V-VII)</b>	12,465.38	4,912.97	10,321.53	15,234.51
<b>Tax Expenses</b>				
Current Tax	3,228.38	1,215.11	2,783.46	3,998.56
Tax for Earlier Years	-	-	0.92	0.92
Deferred Tax	(19.04)	9.36	(101.01)	(91.66)
IX <b>Total Tax Expenses</b>	<b>3,209.35</b>	<b>1,224.47</b>	<b>2,683.36</b>	<b>3,907.83</b>
X <b>Profit (Loss) for the period from continuing operations (VIII-IX+VII)</b>	9,256.02	3,688.50	7,638.16	11,326.69
XI Profit/(loss) from discontinued operations	-	-	-	-
XII Tax expenses of discontinued operations	-	-	-	-
XIII Profit/(loss) from Discontinued operations (after tax) (X-XI-XII)	-	-	-	-
XIV <b>Profit after tax for the period (X+XIII)</b>	<b>9,256.02</b>	<b>3,688.50</b>	<b>7,638.16</b>	<b>11,326.69</b>
XV <b>Other Comprehensive Income (OCI)</b>				
<b>(A) Items that will not be reclassified to Profit or Loss</b>				
Remeasurements loss on defined benefit plans	(25.57)	(16.84)	(21.15)	(37.99)
Income tax effect on above	-	-	-	-
<b>(B) Items that will be reclassified to Profit or Loss</b>				
Exchange differences in translating the Financial Statements of Foreign Operations	-	-	-	-
Income Tax relating to items that will reclassified to Profit or Loss	-	-	-	-
<b>Total Other Comprehensive Income / (Loss)</b>	<b>(25.57)</b>	<b>(16.84)</b>	<b>(21.15)</b>	<b>(37.99)</b>
XVI <b>Total Comprehensive Income (VII+VIII)</b>	<b>9,230.45</b>	<b>3,671.66</b>	<b>7,617.02</b>	<b>11,288.70</b>
<b>Net Profit attributable to:</b>	<b>9,256.02</b>	<b>3,688.52</b>	<b>7,638.16</b>	<b>11,326.69</b>
Equity shareholders of the Parent	8,974.95	3,624.45	7,353.37	10,977.82
Non-Controlling interests	281.07	64.07	284.79	348.87
<b>Other Comprehensive Income attributable to:</b>	<b>(25.57)</b>	<b>(16.84)</b>	<b>(21.15)</b>	<b>(37.99)</b>
Owners of the Company	(25.57)	(16.84)	(19.86)	(36.71)
Non-Controlling interests	-	-	(1.29)	(1.29)
<b>Total Comprehensive Income attributable to:</b>	<b>9,230.45</b>	<b>3,671.66</b>	<b>7,617.02</b>	<b>11,288.70</b>
Equity shareholders of the Parent	8,949.38	3,607.61	7,333.51	10,941.11
Non-Controlling interests	281.07	64.07	283.51	347.58
XVII <b>Earnings per Equity Share (Rs.) : (Equity Shares of par value of Rs.2/- each)</b>				
- Basic	8.08	3.36	6.79	10.13
- Diluted	8.07	3.34	6.76	10.09
EPS for the half year ended are not annualised				

Regd Office: Plot.no.1-1-27/37, Ashok Manoj Nagar, Kapra Hyderabad Telangana 500062

CIN : L28910TG2012PLC080018




<b>BONDADA ENGINEERING LIMITED</b>		
<b>(Formerly known as BONDADA ENGINEERING PRIVATE LIMITED)</b>		
<b>Statement of Unaudited Consolidated Cash Flow for the period ended 30th Sep '2025</b>		
<b>(All amounts are in INR lakhs, except share and per share data and where otherwise stated)</b>		
Particulars	Period ended 30 Sep 2025 <i>(refer note 3)</i>	Year ended 31st March 2025 <i>(refer note 3)</i>
<b>(A) Cash flow from Operating Activities:</b>		
Profit before Tax	12,465.37	15,234.51
<b>Adjustments for:</b>		
Depreciation and Amortisation Expense	458.67	656.38
Finance Costs	1,751.29	2,101.52
Interest Income	(311.12)	(466.88)
Provision no longer required written back	(13.16)	(61.08)
Fair value gain on investments at FVTPL	50.70	188.97
Creditors no longer required written back	(2.64)	(12.15)
Dividend income	(0.16)	(0.67)
Employee Stock Option Expenses	78.44	603.60
Sweat equity compensation expense	70.26	35.98
Amortisation of prepaid security deposits	32.30	25.29
Debit Balances Written off	4.46	64.28
Provision for Doubtful debts	-	13.23
Baddebts written off	0.10	54.36
Realised gain on sale of Investments	-	(215.21)
Unrealised Foreign exchange loss (net)	2.98	1.68
Provision for Expected Credit Loss	55.21	108.61
<b>Operating Profit before Working Capital Changes</b>	<b>14,642.71</b>	<b>18,332.43</b>
<b>Changes in Working Capital</b>		
<b>Adjustments for (Increase) / Decrease in Operating Assets:</b>		
Inventories	(14,748.96)	(6,348.15)
Trade Receivables	(17,542.49)	(32,079.90)
Other Financial Assets	(2,622.97)	(769.45)
Other Assets	7,853.22	(15,400.89)
<b>Adjustments for Increase / (Decrease) in Operating Liabilities:</b>		
Trade Payables	15,904.55	7,498.27
Other Financial Liabilities	(3,461.86)	8,134.85
Other Provisions	375.18	283.77
Other Liabilities	(4,182.25)	10,015.39
<b>Cash generated from operations</b>	<b>(3,782.86)</b>	<b>(10,333.68)</b>
Taxes Paid -Net of Refund	(505.00)	(3,759.41)
<b>Net Cash Flow Used in Operating Activities (A)</b>	<b>(4,287.86)</b>	<b>(14,093.09)</b>
<b>(B) Cash flow from / (Used in) Investing Activities:</b>		
Purchase of Fixed Assets	(1,139.89)	(4,343.70)
Proceeds from Sale of fixed assets	-	1,534.68
Sale Proceeds from Investments	-	754.65
Movement in IAUD	(3.30)	(128.37)
Movement in CWIP	(194.85)	-
Purchase of Other Intangible Assets	(60.20)	-
Investment in Quoted Securities	-	(525.00)
Investment in unquoted Securities	-	(545.13)
Investment in Subsidiary	(7.20)	(3,215.00)
Dividend Income	0.16	0.67
Interest Received	311.12	466.88
Margin Money held with banks	2,002.23	(4,469.98)
<b>Net Cash Flow From / (Used in) Investing Activities (B)</b>	<b>908.06</b>	<b>(10,470.31)</b>
<b>(C) Cash Flow from / (Used in) Financing Activities:</b>		
<b>Proceeds from Bank loans</b>		
Proceeds from Borrowings	3,982.86	9,366.43
Proceeds from issue of share capital	27.51	1,627.51
Proceeds from issue of equity shares ( Securities Premium)	4,101.35	14,508.47
Proceeds from issue of share warrants	-	1,374.95
Repayment of Principal on Lease Liability	(149.05)	(118.51)
Repayment of interest on Lease Liability	(54.58)	(93.18)
Finance Costs	(1,696.71)	(2,008.33)
Dividend Paid	-	(32.40)
<b>Net Cash from / (Used In) Financing Activities (C)</b>	<b>6,211.39</b>	<b>24,624.93</b>
Net decrease in Cash and Cash Equivalents (A+B+C)	<b>2,831.59</b>	<b>61.53</b>
Cash and Cash Equivalents at the beginning of the Year / Period	1,490.01	1,428.48
<b>Cash and Cash Equivalents at the end of Year / Period</b>	<b>4,321.60</b>	<b>1,490.01</b>



<b>BONDADA ENGINEERING LIMITED</b>		
(Formerly known as BONDADA ENGINEERING PRIVATE LIMITED)		
Consolidated Segment Assets and Liabilities as at 30th Sep'2025		
(All amounts are INR in Lakhs except share data and unless otherwise stated)		
Particulars	30-Sep-25 Unaudited	31-Mar-25 Unaudited (Ref Note 3)
<b>Segment assets</b>		
EPC	87,257.04	65,118.23
Services	28,012.82	24,476.05
Products	16,790.20	14,303.57
<b>Total</b>	<b>1,32,060.06</b>	<b>1,03,897.85</b>
Unallocable assets	16,872.24	16,008.81
<b>Total assets</b>	<b>1,48,932.30</b>	<b>1,19,906.66</b>
<b>Segment liabilities</b>		
EPC	71,856.18	53,453.31
Services	28,427.19	24,034.29
Products	22,404.02	20,273.33
<b>Total</b>	<b>1,22,687.39</b>	<b>97,760.93</b>
Unallocable liabilities	26,244.92	22,145.73
<b>Total liabilities</b>	<b>1,48,932.31</b>	<b>1,19,906.66</b>

**Notes :**

1. Segment information is presented for the "Consolidated Financial results" as permitted under Ind AS-108 "Operating Segments". The Chief Operating Decision Maker ("CODM") reviews the business as three operating segments - EPC, Services & Products.




# BONDADA ENGINEERING LIMITED

(Formerly known as BONDADA ENGINEERING PRIVATE LIMITED)

Unaudited Consolidated Segment Revenue and results for the Period ended 30th Sep'2025

(All amounts are INR in Lakhs except share data and unless otherwise stated)

Particulars	Segment Revenue				Segment Results			
	Period ended			Year ended	Period ended			Year ended
	30-Sep-25 (Apr'25 -Sep'25) Unaudited	30-Sep-24 (Apr'24 -Sep'24) Unaudited ( Ref Note 3 )	31-Mar-25 (Oct'24 -Mar'25) Unaudited ( Ref Note 3 )	31-Mar-25 (Apr'24 -Mar'25) Unaudited ( Ref Note 3 )	30-Sep-25 (Apr'25 -Sep'25) Unaudited	30-Sep-24 (Apr'24 -Sep'24) Unaudited ( Ref Note 3 )	31-Mar-25 (Oct'24 -Mar'25) Unaudited ( Ref Note 3 )	31-Mar-25 (Apr'24 -Mar'25) Unaudited ( Ref Note 3 )
EPC	1,05,680.18	39,577.52	62,026.57	1,01,604.09	12,457.07	4,009.21	7,367.05	11,376.26
Services	6,840.39	4,268.03	35,419.03	39,687.06	745.60	442.84	3,486.18	3,929.02
Products	9,146.64	4,214.42	11,590.12	15,804.53	642.09	363.26	749.51	1,112.77
<b>Total</b>	<b>1,21,667.22</b>	<b>48,059.96</b>	<b>1,09,035.72</b>	<b>1,57,095.68</b>	<b>13,844.77</b>	<b>4,815.31</b>	<b>11,602.74</b>	<b>16,418.05</b>
Add: Other Unallocable Income					371.90	650.54	267.44	917.98
Less: Finance cost					1,751.29	552.86	1,548.66	2,101.52
<b>Profit before tax</b>					<b>12,465.38</b>	<b>4,912.98</b>	<b>10,321.53</b>	<b>15,234.51</b>



**Independent Auditor's Review Report for the Six Months period ended Unaudited Consolidated Financial Results of Bondada Engineering Limited (formerly known as Bondada Engineering Private Limited) Pursuant to the Regulation 33 of the SEBI (Listing Obligations and Disclosure Requirements) Regulations, 2015, as amended**

**Review Report to  
The Board of Directors  
Bondada Engineering Limited**

1. We have reviewed the accompanying statement of unaudited consolidated financial results of Bondada Engineering Limited (formerly known as Bondada Engineering Private Limited) ('the Holding Company') and its subsidiaries (the Holding Company and its subsidiaries together referred to as the 'Group') for the six months period ended 30<sup>th</sup> September 2025 (the 'Statement') attached herewith, being submitted by the Company pursuant to the requirements of Regulation 33 of the SEBI (Listing Obligations and Disclosure Requirements) Regulations, 2015, as amended (the 'Listing Regulations').
2. The Holding Company's Management is responsible for the preparation of the Statement in accordance with the recognition and measurement principles laid down in Indian Accounting Standard 34, (Ind AS 34) "Interim Financial Reporting" prescribed under section 133 of the Companies Act, 2013 as amended, read with relevant rules issued thereunder and other accounting principles generally accepted in India and in compliance with Regulation 33 of the Listing Regulations. The Statement has been approved by the Holding Company's Board of Directors. Our responsibility is to express a conclusion on the Statement based on our review.
3. We conducted our review in accordance with the Standard on Review Engagements (SRE) 2410, "Review of Interim Financial Information performed by the Independent Auditor of the Entity" issued by the Institute of Chartered Accountants of India. This Standards requires that we plan and perform the review to obtain moderate assurance as to whether the Statement is free of material misstatement. A review of interim financial information consists of making inquiries, primarily of persons responsible for financial and accounting matter, and applying analytical and other review procedures. A review is substantially less in scope than an audit conducted in accordance with Standards on Auditing and consequently does not enable us to obtain assurance that we would become aware of all significant matters that might be identified in an audit. Accordingly, we do not express an audit opinion.

We also performed procedures in accordance with the Master Circular issued by the Securities and Exchange Board of India under Regulation 33(8) of the Listing Regulations, to the extent applicable.


4. The Statement includes the results of the following entities:

**Holding Company:**

Bondada Engineering Limited (formerly known as Bondada Engineering Private Limited)

**Subsidiaries:**

1. Bondada Ecobuild Private Limited (formerly known as Smartbrix Infra Technologies Private Limited)
2. Bondada E&E Private Limited
3. Atpole Technologies Private Limited



**SREEDAR MOHAN & ASSOCIATES**

3rd Floor, Tower B, Win Win Hub, JNTU-Hi-Tech City Main Road, Hi-Tech City, Madhapur, Hyderabad-500 081, Telangana.

+91 73372 24622 | contact@sreedarmohan.com | www.sreedarmohan.com



**Our Offices at :** Hyderabad | Bangalore | Guntur


4. Bondada Renewable Energy Private Limited (formerly known as Bondada Green Energy Private Limited)
  5. Bondada Abodes Private Limited (formerly known as Proaxive Tech Solutions Private Limited)
  6. Bondada Green Engineering Private Limited
  7. Bondada Managed Services Private Limited
  8. Speck Systems Limited
  9. Greenbond RE Park Private Limited (w.e.f. 24.06.25)
  10. Bondada Dynamics Private Limited (w.e.f. 18.08.25)
5. Based on our review conducted and procedures performed as stated in paragraph 3 above, nothing has come to our attention that causes us to believe that the accompanying Statement, prepared in accordance with the recognition and measurement principles laid down in the aforesaid Indian Accounting Standards ('Ind AS') specified under Section 133 of the Companies Act, 2013 as amended, read with relevant rules issued thereunder and other accounting principles generally accepted in India, has not disclosed the information required to be disclosed in terms of Listing Regulations, including the manner in which it is to be disclosed, or that it contains any material misstatement.

**For Sreedar Mohan & Associates**

Chartered Accountants

ICAI Firm registration number: 012722S

*Mogans*



**Vidyasagar Macharla**

Partner

Membership No: 223056

UDIN: 25223056BMIZID8473

Place: Hyderabad

Date: 28<sup>th</sup> October '2025



**SREEDAR MOHAN & ASSOCIATES**

3rd Floor, Tower B, Win Win Hub, JNTU-Hi-Tech City Main Road, Hi-Tech City, Madhapur, Hyderabad-500 081, Telangana.


+91 73372 24622 contact@sreedarmohan.com | www.sreedarmohan.com



**Our Offices at :** Hyderabad | Bangalore | Guntur

<b>BONDADA ENGINEERING LIMITED</b>			
(Formerly known as BONDADA ENGINEERING PRIVATE LIMITED)			
Statement of Unaudited Standalone Assets and Liabilities as at 30th Sep'2025			
(All amounts are in INR lakhs, except share and per share data and where otherwise stated)			
Particulars	30-Sep-25 Unaudited	31-Mar-25 Unaudited (refer note 3)	1-Apr-24 Unaudited (refer note 3)
<b>I ASSETS</b>			
<b>Non-Current Assets</b>			
(a) Property, Plant and Equipment	2,705.58	2,752.55	1,038.58
(b) Capital Work-in-Progress	87.60	123.07	214.00
(c) Investment Property	3,537.08	2,654.62	1,979.68
(d) Other Intangible Assets	57.55	3.22	5.44
(e) Intangible Asset under Development	-	44.00	-
(f) Right of Use Assets	265.59	344.51	497.15
(g) Financial Assets			
(i) Investments	4,068.56	4,136.36	870.60
(ii) Loans	1,333.72	1,770.94	1,534.68
(iii) Other Bank Balances	3,361.55	4,213.78	893.80
(iv) Other Financial Assets	997.56	962.45	370.82
(h) Deferred tax Assets (Net)	195.05	173.80	86.57
(i) Other Non-Current Assets	12.50	16.99	688.91
<b>Total Non - Current Assets</b>	<b>16,622.34</b>	<b>17,196.30</b>	<b>8,180.24</b>
<b>Current Assets</b>			
(a) Inventories	27,162.20	14,451.31	12,304.34
(b) Financial Assets			
(i) Investments	355.70	331.40	24.76
(ii) Trade Receivables	68,569.57	49,412.23	18,837.99
(iii) Cash and Cash Equivalents	2,140.87	22.18	1,052.63
(iv) Other Bank Balances	4,828.89	2,579.49	2,703.60
(v) Other Financial Assets	494.67	311.03	161.27
(c) Other Current Assets	10,344.89	16,331.09	4,518.70
<b>Total Current Assets</b>	<b>1,13,896.80</b>	<b>83,438.75</b>	<b>39,603.28</b>
<b>Total Assets</b>	<b>1,30,519.14</b>	<b>1,00,635.05</b>	<b>47,783.52</b>
<b>II EQUITY AND LIABILITIES</b>			
<b>Equity</b>			
(a) Equity Share Capital	2,231.87	2,196.53	2,160.21
(b) Other Equity	48,596.94	36,193.85	13,503.95
<b>Total Equity</b>	<b>50,828.81</b>	<b>38,390.38</b>	<b>15,664.16</b>
<b>LIABILITIES</b>			
<b>Non-Current Liabilities</b>			
(a) Financial Liabilities			
(i) Borrowings	862.73	919.28	1,485.50
(ii) Lease Liability	211.10	252.90	331.48
(b) Provisions	175.95	135.05	70.90
(c) Other Non-Current Liabilities	35.57	40.89	0.77
<b>Total Non - Current Liabilities</b>	<b>1,285.36</b>	<b>1,348.12</b>	<b>1,888.65</b>
<b>Current Liabilities</b>			
(a) Financial Liabilities			
(i) Borrowings	18,505.54	15,584.90	5,569.43
(ii) Lease Liability	91.45	124.03	178.36
(iii) Trade Payables			
- MSME	295.71	492.24	139.03
- Other than MSME	37,834.35	18,882.11	13,945.31
(iv) Other Financial Liabilities	6,164.75	9,868.49	3,289.93
(b) Other Current Liabilities	14,470.87	15,387.41	6,670.04
(c) Provisions	192.23	136.53	80.56
(d) Current Tax Liabilities (Net)	850.07	420.83	358.05
<b>Total Current Liabilities</b>	<b>78,404.97</b>	<b>60,896.55</b>	<b>30,230.71</b>
<b>Total Liabilities</b>	<b>79,690.33</b>	<b>62,244.67</b>	<b>32,119.36</b>
<b>Total Equity and Liabilities</b>	<b>1,30,519.14</b>	<b>1,00,635.05</b>	<b>47,783.52</b>

Regd Office: Plot.no.1-1-27/37, Ashok Manoj Nagar, Kapra Hyderabad Telangana 500062  
CIN : L28910TG2012PLC080018



## BONDADA ENGINEERING LIMITED

(Formerly known as BONDADA ENGINEERING PRIVATE LIMITED)


Unaudited Standalone Statement of Profit and Loss for the Period ended 30th Sep'2025

(All amounts are in INR lakhs, except share and per share data and where otherwise stated)

	Particulars	Period ended			Year ended
		30-Sep-2025 (Apr'25 - Sep'25) Unaudited	30-Sep-2024 (Apr'24 - Sep'24) Unaudited <i>(refer note 3)</i>	31-Mar-2025 (Oct'24 - Mar'25) Unaudited <i>(refer note 3)</i>	31-Mar-2025 (Apr'24 - Mar'25) Unaudited <i>(refer note 3)</i>
	<b>INCOME</b>				
I	Revenue From Operations	1,11,680.74	44,045.44	96,668.06	1,40,713.49
II	Other Income	319.67	580.46	732.12	1,312.58
III	<b>TOTAL INCOME (I+II)</b>	<b>1,12,000.41</b>	<b>44,625.89</b>	<b>97,400.18</b>	<b>1,42,026.07</b>
IV	<b>EXPENSES</b>				
	<b>Manufacturing and operating expenses</b>				
	Cost of material consumed	83,796.26	18,711.54	57,771.54	76,483.08
	Changes in Inventories of Finished Goods, Work-in-Progress	(12,827.09)	2,041.07	(4,539.53)	(2,498.46)
	Operating Expenses	24,647.60	16,755.68	29,987.19	46,742.86
	Employee Benefits Expenses	1,695.36	1,057.74	1,323.18	2,380.92
	Finance Costs	1,566.77	512.62	1,440.97	1,953.59
	Depreciation and amortization expense	259.27	177.84	232.72	410.55
	Other Expenses	1,822.30	820.61	2,034.14	2,854.75
	<b>Total Expenses</b>	<b>1,00,960.47</b>	<b>40,077.08</b>	<b>88,250.21</b>	<b>1,28,327.29</b>
V	<b>Profit/(loss) before exceptional items and tax (III-IV)</b>	11,039.94	4,548.81	9,149.97	13,698.78
VI	<b>Exceptional Items before tax</b>				
VII	Exceptional items (net of tax)	-	-	-	-
VIII	<b>Profit before tax(V-VI)</b>	11,039.94	4,548.81	9,149.97	13,698.78
	<b>Tax Expenses</b>				
	Current Tax	2,804.49	1,134.96	2,517.91	3,652.87
	Deferred Tax	(21.25)	7.26	(94.49)	(87.23)
IX	<b>Total Tax Expenses</b>	<b>2,783.24</b>	<b>1,142.22</b>	<b>2,423.42</b>	<b>3,565.64</b>
X	<b>Profit (Loss) for the period from continuing operations (VIII-IX+VII)</b>	8,256.70	3,406.59	6,726.55	10,133.14
XI	Profit/(loss) from discontinued operations	-	-	-	-
XII	Tax expenses of discontinued operations	-	-	-	-
XIII	Profit/(loss) from Discontinued operations (after tax) (XI-XII)	-	-	-	-
XIV	<b>Profit after tax for the year (X+XIII)</b>	<b>8,256.70</b>	<b>3,406.59</b>	<b>6,726.55</b>	<b>10,133.14</b>
XV	<b>Other Comprehensive Income (OCI)</b>				
	<b>(A) Items that will not be reclassified to Profit or Loss</b>				
	Remeasurements loss on defined benefit plans	(25.57)	(16.84)	(16.84)	(33.69)
	Income tax effect on above	-	-	-	-
	<b>(B) Items that will be reclassified to Profit or Loss</b>				
	Income Tax relating to items that will reclassified to Profit or Loss	-	-	-	-
	<b>Total Other Comprehensive Income / (Loss)</b>	<b>(25.57)</b>	<b>(16.84)</b>	<b>(16.84)</b>	<b>(33.69)</b>
XVI	<b>Total Comprehensive Income (XIV+XV)</b>	<b>8,231.13</b>	<b>3,389.75</b>	<b>6,709.71</b>	<b>10,099.46</b>
	<b>Net Profit attributable to:</b>				
	Owners of the Company	8,256.70	3,406.59	6,726.55	10,133.14
	<b>Other Comprehensive Income attributable to:</b>				
	Owners of the Company	(25.57)	(16.84)	(16.84)	(33.69)
	<b>Total Comprehensive Income attributable to:</b>				
	Owners of the Company	8,231.13	3,389.75	6,709.71	10,099.46
XVII	<b>Earnings per Equity Share (Rs.) : (Equity Shares of par value of Rs.2/- each)</b>				
	- Basic	7.43	3.15	6.21	9.35
	- Diluted	7.42	3.14	6.18	9.31
	EPS for the period ended are not annualised				

Regd Office: Plot.no.1-1-27/37, Ashok Manoj Nagar, Kapra Hyderabad Telangana 500062

CIN : L28910TG2012PLC080018





**BONDADA ENGINEERING LIMITED**

(Formerly known as BONDADA ENGINEERING PRIVATE LIMITED)

**Unaudited Standalone Cash Flow Statement for the period ended 30th Sep'2025**

(All amounts are in INR lakhs, except share and per share data and where otherwise stated)

Particulars	Period ended 30 Sep 2025 Unaudited	Year ended 31st March 2025 Unaudited (refer note 3)
<b>(A) Profit before Tax</b>	<b>11,039.95</b>	<b>13,698.78</b>
<b>Adjustments for:</b>		
Depreciation and Amortisation Expense	259.27	410.55
Finance Costs	1,566.77	1,953.59
Interest Income	(268.33)	(591.69)
Amortisation of prepaid security deposits	30.39	23.55
Provision no longer required written back	(9.36)	(47.29)
Provision for Expected Credit Loss	55.54	96.72
Provision for Doubtful debts	-	13.23
Bad debts written off	1.14	52.10
(Gain)/Loss on sale Investment	-	(614.16)
Fair value gain /(loss) on investments at FVTPL	50.70	188.97
ESOP expenses	78.44	534.18
Dividend income	(0.16)	(0.67)
<b>Operating Profit before Working Capital Changes</b>	<b>12,804.35</b>	<b>15,717.86</b>
<b>Changes in Working Capital</b>		
<b>Adjustments for (Increase) / Decrease in Operating Assets:</b>		
Inventories	(12,710.88)	(2,146.97)
Trade Receivables	(19,212.89)	(30,477.52)
Other Financial Assets	(2,498.54)	(617.28)
Loans	6,427.92	(11,376.75)
<b>Adjustments for Increase / (Decrease) in Operating Liabilities:</b>		
Trade Payables	18,755.70	5,290.03
Other Financial Liabilities	(3,703.74)	6,578.55
Other Provisions	95.46	120.12
Other Liabilities	(2,813.30)	8,222.56
<b>Cash generated from operations</b>	<b>(2,855.92)</b>	<b>(8,689.40)</b>
Taxes Paid -Net of Refund	(500.00)	(3,471.77)
<b>Net Cash Flow From / (Used in) Operating Activities (A)</b>	<b>(3,355.92)</b>	<b>(12,161.17)</b>
<b>(B) Cash flow from / (Used in) Investing Activities:</b>		
Purchase of property, plant and equipments	(744.21)	(1,901.53)
Additions to capital work-in-progress	(219.00)	-
Purchase of Investment Property	(0.41)	(687.29)
Purchase of Intangible Asset under Development	-	(44.00)
Purchase of Other Intangible Assets	(16.20)	-
Increase in investments	-	(545.13)
Proceeds on sale of investment	-	754.65
Investment in Subsidiary	(7.20)	(3,215.17)
Dividend Income	0.16	0.67
Interest Received	268.33	568.94
<b>Net Cash Flow From / (Used in) Investing Activities (B)</b>	<b>(718.54)</b>	<b>(5,068.86)</b>
<b>(C) Cash Flow from / (Used in) Financing Activities:</b>		
Proceeds / (Repayment) of Borrowings	2,864.09	9,449.25
Proceeds from issue of share capital	27.51	36.32
Securities Premium on issue of shares	4,101.35	10,713.70
Issue of share warrants	-	1,374.95
Dividend paid	-	(32.40)
Repayment of Principal on Lease Liability	(85.27)	(68.67)
Repayment of interest on Lease Liability	(16.21)	(43.34)
Movement Margin Money held with Banks	852.23	(3,319.98)
Finance costs	(1,550.55)	(1,910.24)
<b>Net Cash From / (Used in) Financing Activities (C)</b>	<b>6,193.15</b>	<b>16,199.59</b>
<b>Net Increase / (decrease) in Cash and Cash Equivalents (A+B+C)</b>	<b>2,118.69</b>	<b>(1,030.45)</b>
Cash and Cash Equivalents at the beginning of the Year / Period	22.18	1,052.63
<b>Cash and Cash Equivalents at the end of year / period</b>	<b>2,140.87</b>	<b>22.18</b>



## Notes to Consolidated and Standalone Financials

1. The above statement of unaudited consolidated and standalone financial results of Bondada Engineering Limited (the "Holding Company" or the "Company"), its subsidiaries (the Holding Company and its subsidiaries together referred to as the "Group") which have been prepared in accordance with the recognition and measurement principles laid down in Indian Accounting Standard 34, (Ind AS 34) "Interim Financial Reporting" prescribed under section 133 of the Companies Act, 2013 as amended, read with relevant rules issued thereunder and other accounting principles generally accepted in India and in compliance with Regulation 33 of the Listing Regulations issued by the Securities Exchange Board of India ("SEBI").
2. These results are reviewed and recommended by the Audit Committee and approved by the Board of Directors at their meeting held on 28<sup>th</sup> October, 2025. The Statutory Auditors have carried out a limited review on the unaudited consolidated and standalone financial results and expressed an unmodified opinion on the consolidated and standalone financial results. Consolidated and Standalone unaudited statement of cashflows are attached herewith.
3. (a) The Indian Accounting Standards (Ind AS), as notified under the Companies (Indian Accounting Standards) Rules, 2015, as amended are applicable to the Company, its subsidiaries for periods commencing on or after April 01, 2025. The results for the period ended September 30, 2025 are as per the notified under Companies (Indian Accounting Standards) Rules, 2015, as amended.  
  
(b) Pursuant to the SEBI circular CIR/CFD/FAC/62/2016 dated July 05, 2016, as amended the published figures for period ended September 30, 2025 have been recasted to Ind AS to the extent applicable to the Company, its subsidiaries and have been prepared in accordance with the Companies (Indian Accounting Standards) Rules, 2015, as amended.  
  
(c) A reconciliation between the profits reported earlier and the Ind AS recast profits for the period ended September 30, 2024 as required under Ind AS 101 is given below:

In Rs. Lakhs

	Period ended 30-Sep-2024	
	Consolidated	Standalone
<b>Net Profit after Tax as per IGAAP</b>	<b>3,601.27</b>	<b>3,333.07</b>
Employee benefits expense	30.00	-
Finance income	6.16	5.58
Leases	-25.40	-16.31
Borrowings	-3.05	6.25
Remeasurement gain/(loss) of defined benefit obligations	16.84	16.84
ECL provision	-11.20	-16.16
Tax	73.88	77.31
<b>Net Profit after Tax as per Ind As</b>	<b>3,688.50</b>	<b>3,406.59</b>

- (d) Reconciliation of Total Comprehensive Income:

In Rs. Lakhs

Reconciliation of Total Comprehensive Income	Period ended 30-Sep-2024	
	Consolidated	Standalone
<b>Particulars</b>		
Net Profit from ordinary activities after tax	3,688.50	3,406.59
Other Comprehensive Income (net of taxes)	16.84	16.84
<b>Total Comprehensive Income</b>	<b>3,705.34</b>	<b>3,423.43</b>

*Ramesh*




*[Signature]*

4. List of Bondada Group Companies:

Entity Name	Status
Bondada Engineering Limited	Holding
Bondada Ecobuild Private Limited	Subsidiary
Bondada E&E Private Limited	Subsidiary
Atpole Technologies Private Limited	Subsidiary
Bondada Green Engineering Private Limited	Subsidiary
Bondada Managed Services Private Limited	Subsidiary
Bondada Renewable Energy Private Limited	Subsidiary
Bondada Abodes Private Limited	Subsidiary
Speck Systems Limited	Subsidiary

5. During the period, the company incorporated two new companies under the Group, Greenbond RE Park Private Limited and Bondada Dynamics Private Limited. Greenbond RE Park Private Limited is a SPV incorporated for developing 2 GW solar power project with Bondada Engineering being 51% stakeholder.

Bondada Dynamics Private Limited incorporated with a vision to mark Bondada's footprint in Defence sector. The initial subscription is in process as on 30-Sep-2025.

6. The Company has allotted equity shares of 2,01,000 @ Rs. 2 each amounting to Rs. 4.02 lakhs equivalent to 50% of the Employee Stock Option (ESOP-2024) Grants against the first year of vesting period on 21-Apr-2025.
7. The company has received balance 75% amount against share warrants Rs. 4,124.84 lakhs (Rs. 1,374.95 lakhs, 25% received in FY 24-25), total share warrants amounting to Rs. 5,499.79 lakhs. Subsequently, the company converted the total share warrants by issuing equity shares of 15,66,000 @ Rs. 2 each (premium of Rs. 349.20 per share, total price of Rs. 351.20 per share) on 31-May-2025.
8. The company started a new manufacturing facility at Bogaram, Hyderabad (BIP-1) for its subsidiary entity, Atpole Technologies Private Limited with 21,500 sq. ft. in the month of August, 2025.
9. Segment information is presented in the "Consolidated Financial Results" as permitted under the Ind AS 108 - 'Operating Segments'.
10. The revenues from subsidiary companies added to the extent of Rs. 9,986.48 lakhs after elimination of intercompany transactions.
11. Earnings Per Share on Standalone Financials:

	30-Sep-25*	31-Mar-25
Basic	7.43	9.35
Diluted	7.42	9.31

\*EPS for the period ended are not annualised.

12. The figures of previous year /period have been regrouped wherever necessary to make them comparable.

**Bondada Engineering Limited**  
CIN: L28910TG2012PLC080018

  
**Raghavendra Rao Bondada**  
Chairman &  
Managing Director  
DIN : 01883766

  
**Satyanarayana Baratam**  
Whole Time Director &  
Chief Financial Officer  
DIN : 02610755



**Independent Auditor's Review Report for the Six Months period ended Unaudited Standalone Financial Results of Bondada Engineering Limited (formerly known as Bondada Engineering Private Limited) Pursuant to the Regulation 33 of the SEBI (Listing Obligations and Disclosure Requirements) Regulations, 2015, as amended**

**Review Report to  
The Board of Directors  
Bondada Engineering Limited**

1. We have reviewed the accompanying statement of unaudited standalone financial results of Bondada Engineering Limited (formerly known as Bondada Engineering Private Limited) ('the Company') for the six months period ended 30<sup>th</sup> September 2025 (the 'Statement') attached herewith, being submitted by the Company pursuant to the requirements of Regulation 33 of the SEBI (Listing Obligations and Disclosure Requirements) Regulations, 2015, as amended (the 'Listing Regulations').
2. The Company's Management is responsible for the preparation of the Statement in accordance with the recognition and measurement principles laid down in Indian Accounting Standard 34, (Ind AS 34) "Interim Financial Reporting" prescribed under section 133 of the Companies Act, 2013 as amended, read with relevant rules issued thereunder and other accounting principles generally accepted in India and in compliance with Regulation 33 of the Listing Regulations. The Statement has been approved by the Company's Board of Directors. Our responsibility is to express a conclusion on the Statement based on our review.
3. We conducted our review in accordance with the Standard on Review Engagements (SRE) 2410, "Review of Interim Financial Information performed by the Independent Auditor of the Entity" issued by the Institute of Chartered Accountants of India. This Standards requires that we plan and perform the review to obtain moderate assurance as to whether the Statement is free of material misstatement. A review of interim financial information consists of making inquiries, primarily of persons responsible for financial and accounting matters, and applying analytical and other review procedures. A review is substantially less in scope than an audit conducted in accordance with Standards on Auditing and consequently does not enable us to obtain assurance that we would become aware of all significant matters that might be identified in an audit. Accordingly, we do not express an audit opinion.
4. Based on our review conducted as above, nothing has come to our attention that causes us to believe that the accompanying Statement, prepared in accordance with the recognition and measurement principles laid down in the aforesaid Indian Accounting Standards ('Ind AS') specified under Section 133 of the Companies Act, 2013 as amended, read with relevant rules issued thereunder and other accounting principles generally accepted in India, has not disclosed the information required to be disclosed in terms of Listing Regulations, including the manner in which it is to be disclosed, or that it contains any material misstatement.

**For Sreedar Mohan & Associates**

Chartered Accountants

ICAI Firm registration number: 0127228

  
**Vidyasagar Macharla**

Partner

Membership No: 223056

UDIN: 25223056BMIZIE8244



Place: Hyderabad

Date: 28<sup>th</sup> October'2025



**SREEDAR MOHAN & ASSOCIATES**

3rd Floor, Tower B, Win Win Hub, JNTU-Hi-Tech City Main Road, Hi-Tech City, Madhapur, Hyderabad-500 081, Telangana.

+91 73372 24622 contact@sreedarmohan.com | www.sreedarmohan.com



Our Offices at : Hyderabad | Bangalore | Guntur